



# Tilt Truck

Capacity 150~250kg


Improve work efficiency from transport to turning over.



Model	Maximum Capacity (kg)	Bucket			Total Height (mm)	Total Width (mm)	Total Length (mm)	Total Height When Tilted (mm)	Pump Count (Number of Times)	Weight (kg)
		Lip Height (mm)	Height (mm)	Capacity (m³)						
DR15	150	564	690	0.12	798	535	1,022	988	18	51
DR25	250	595	797	0.27	898	685	1,301	1,192	23	93



Safe design using a foot pedal, so everyone can use it without worry.



Cartridge installed to catch oil.

## Examples of Use



● Work can be handled easily even by women



- Compact design for the tilt truck lets it dock with the tip conveyor. Since it no longer juts out into pathways, it makes finding and laying out routes much easier.
- Urethane wheels are available as an option.

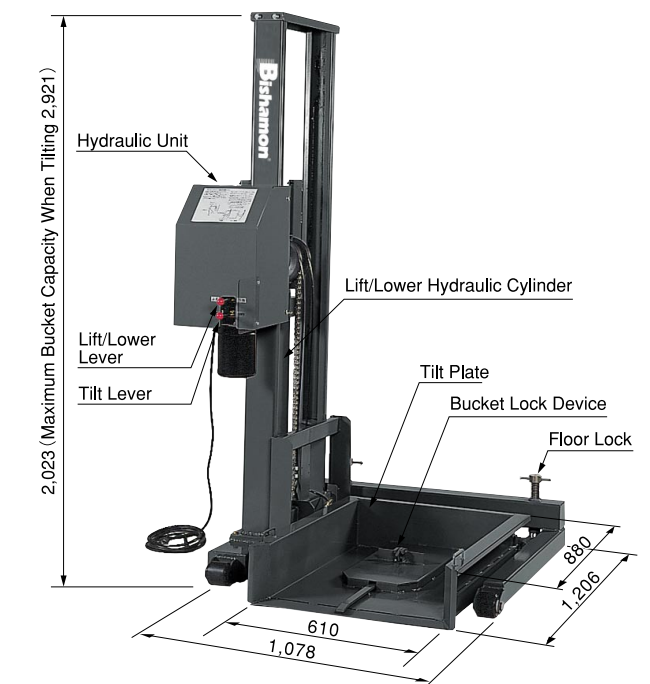
# High Looper

Capacity 150~250kg

Excellent at speeding up slow input processes.



- The repeating cylinder allows smooth tipping.
- The height for tilting can be specified.
- Previous tilt trucks can be used as well with attachments.
- Safety devices such as hand and foot guards.
- Floor lock ensures stability.
- 3-axle setup allows for tight maneuvering.
- Unique lock device enables safe operation.



## ■ Sold Separately



- Bucket DS15 (capacity 120L)
- Bucket DS25 (capacity 270L)

High Looper												
Model	Capacity	Total Height	Total Width	Total Length	Maximum Height When DS Set	Lift Time (sec)		Tilt Time (sec)		Power Source	Motor	Weight
	(kgs)	(mm)	(mm)	(mm)	(mm)	50Hz	60Hz	50Hz	60Hz			
HTR25	250	2,014	1,229	1,206	2,921	33	27	12	10	AC100V	0.56	250

DS								
Model	Capacity	Bucket			Total Height	Total Width	Total Length	Weight
		Lip Height	Height	Capacity				
	(kgs)	(mm)	(mm)	(m³)	(mm)	(mm)	(mm)	(kg)
DS15	150	563	689	0.12	798	535	1,007	36
DS25	250	582	784	0.27	898	685	1,292	66