

# PREMIUM IN-GROUND LIFT

ELECTRO HYDRAULIC

## [FORMAL LIFT SERIES]

CAPACITY 3,000 / 4,000kg


The top of the line premium lift for the ultimate work space.




### Alignment

#### Key Features


FL40UF



FL30HUF

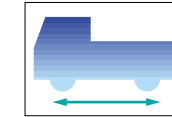


#### SWING BOARD SUPPORTER



Swing board supporter equipped in upper lift can reach jacking point of SUV, VAN and so on.

#### APPLICABLE WHEELBASE AT MAX.




- 3,300mm (FL40UF/FL30HUF)
- 3,800mm (FL40UFL/FL30HUFL)
- 4,000mm (FL40UFC)

#### ALIGNMENT MEASURING RANGE



- 2,000~3,100mm (FL30HUF/FL30HUFL)
- (Tread : 1,300~1,650mm)

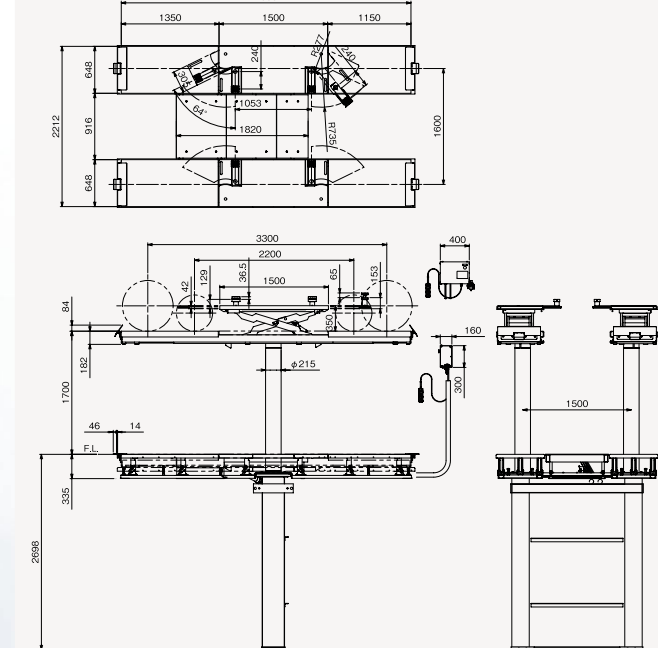
#### OPTION JACKING BEAM NRJ20



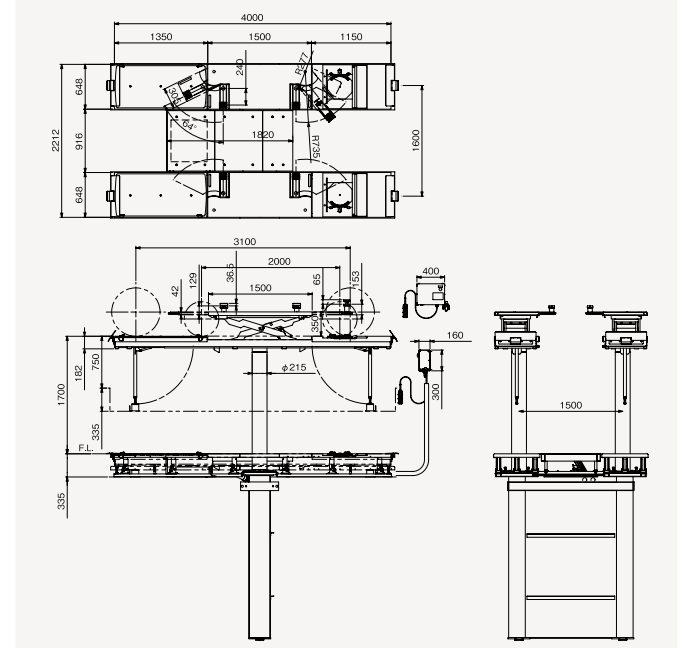
See page 30 for more detail

### Specifications

FL40UF



FL30HUF



Model No.		FL40UF	FL40UFL	FL40UFC	FL30HUF	FL30HUFL
Capacity	Upper Lift		4,000kg		3,000kg	
	Lower Lift		3,000kg			
Drive on Plate Length		4,000mm	4,500mm	4,980mm	4,000mm	4,500mm
Applicable Wheel Base at Max.		3,300mm	3,800mm	4,000mm	3,300mm	3,800mm
Alignment Measuring Range		—			2,000~3,100mm	
Control		Cable remote control switch				
Power		3 phase				
Lifting Time (Approx)	Lower Lift	60Hz		67 sec.		
		50Hz		80 sec.		
	Upper Lift	60Hz		5 sec.		
		50Hz		6 sec.		
Lowering Time (Approx)	Lower Lift	40 sec.				
	Upper Lift	3 sec.				
Motor		2.2kW				
Oil Volume		21L (ISO VG32)				
Air pressure		0.7~1.0Mpa				